

FUMC MTN. HOME

KIDS CONNECTION

JANUARY

.....

NEW BEGINNINGS





WHAT YOU'LL FIND

JANUARY SUNDAY SCHOOL BOX

MEMORY VERSE


Hang up the verse art posters on your fridge, bedroom, or mirror. Cut out the memory cards to take with you in the car or set somewhere handy for practice.

ACTIVITIES AND CRAFTS

This month is about getting back to routines, putting away Christmas decorations, and giving ourselves new challenges. Our activities and crafts will give your child hands on experiences to help them anchor their learning.

LESSONS AND DEVOTIONALS

Bible lessons on the book of Acts and devotionals about serving the Lord through chores.



A NOTE AND PRAYER FOR YOUR CHILD

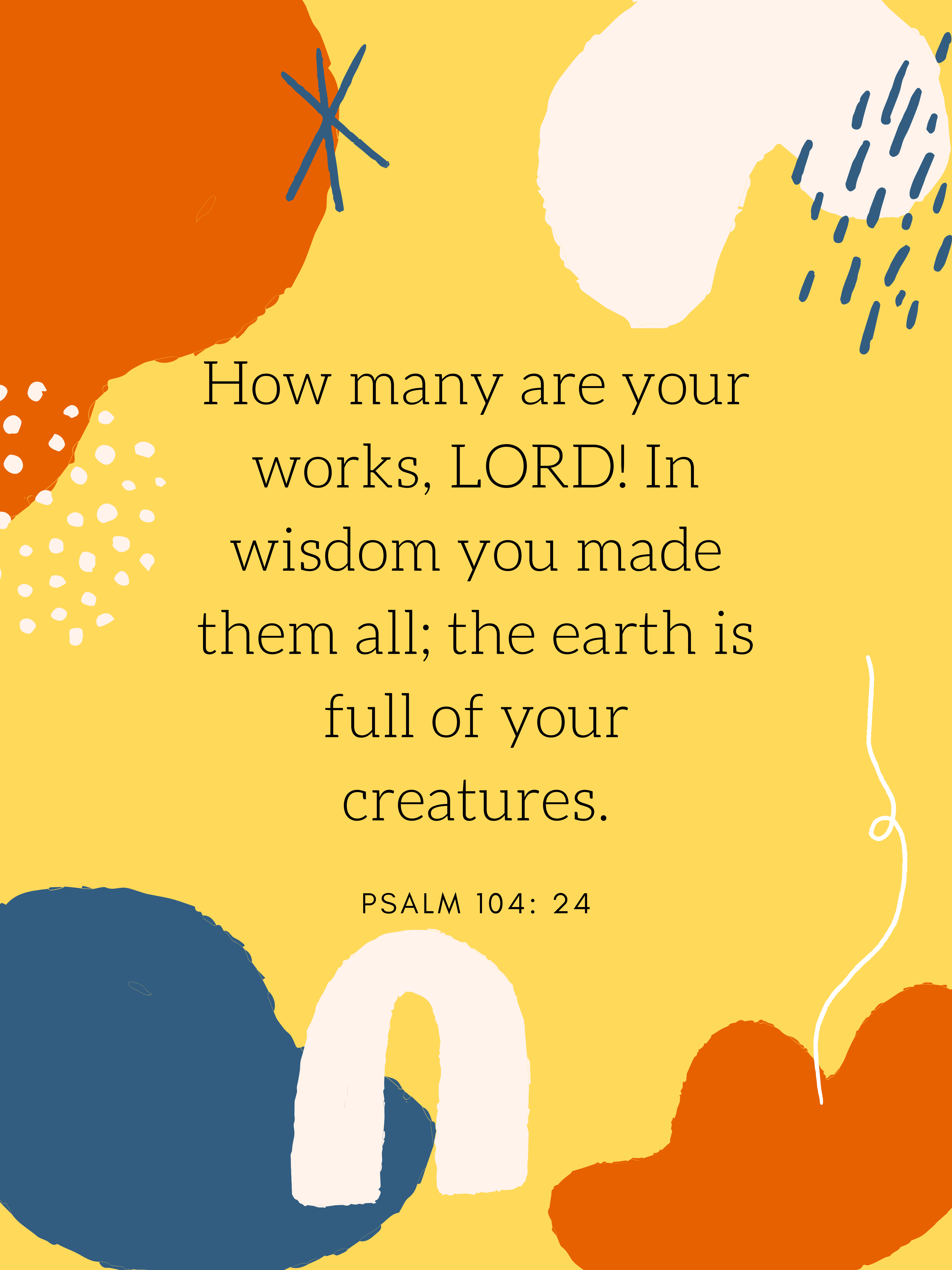
Hi FUMC Kids!

By the time you receive this, I'm sure the last Christmas cookie crumbs have gone, the pine needles and holly berries swept away, and a rhythm of routine has gotten back to it's normal-ish pace. Getting back into routine can be difficult at first, but it can also bring a sense of peace and comfort. Have you ever heard the saying, "I'm putting my hands to the plough?" It's an expression that means to get right to your work. Years ago, farmers used their horses to pull ploughs when it was time to turn the soil over for the new planting season. Although we aren't planting any time soon this winter, we do have tasks to take hold of. You have chores at home, school work to study, and maybe extra activities for sports and hobbies. Let's grow together in biblical ways so we can approach chores with the right attitude and mindset!

God,

Hold my hand, lead the way. Help me be good every day. Let me know what's wrong and right. Keep me safe day and night. Let me know what you have planned. Lead the way God, hold my hand.

Amen




How many are your
works, LORD! In
wisdom you made
them all; the earth is
full of your
creatures.

PSALM 104: 24



**Therefore, if anyone is in
Christ, the new creation has
come: The old has gone, the
new is here!**

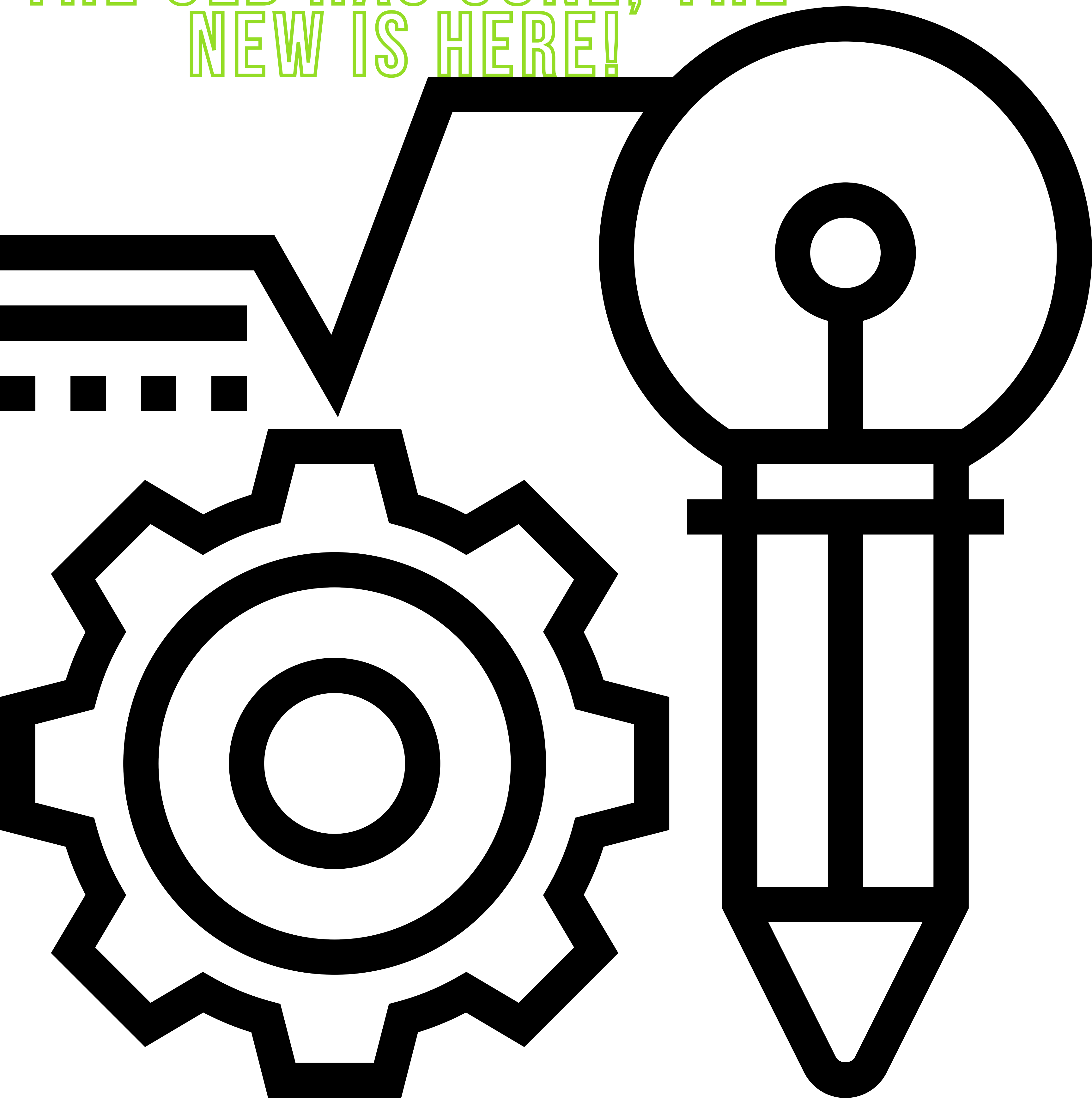
2 Corinthians 5



HOW MANY ARE YOUR WORKS, LORD! IN
WISDOM YOU MADE THEM ALL: THE
EARTH IS FULL OF YOUR CREATURES.
PSALM 104:24

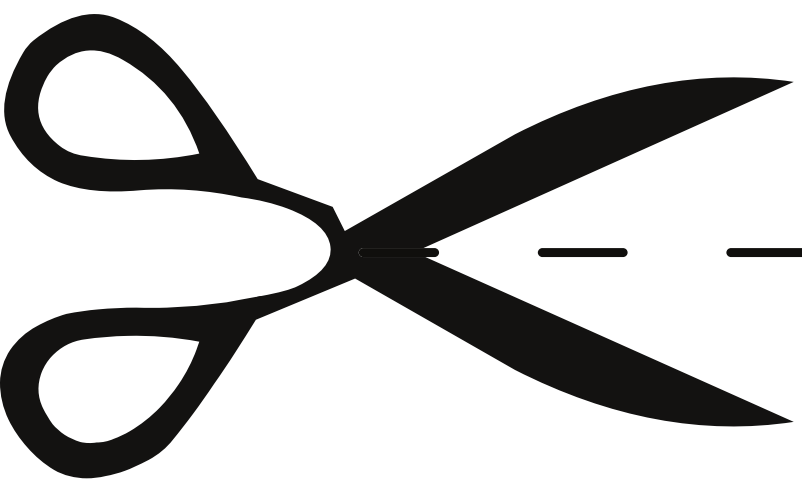
2 Corinthians 5

THEREFORE, IF ANYONE
IS IN CHRIST, THE NEW
CREATION HAS COME:
THE OLD HAS GONE, THE
NEW IS HERE!



P S A L M 1 0 4 : 2 4

How many are your works, LORD! In wisdom you made them all; the earth is full of your creatures.



2 C O R I N T H A I N S 5

Therefore, if anyone is in Christ, the new creation has come: The old has gone, the new is here!


SEEING GOD'S WORLD

Praying for the Nations: Kenya

**This is the Country
Kenya. Kenya is in
Africa.**



The Flag of Kenya



I can thank God for...

- ☐ Every person in Kenya that loves and follows Jesus
- ☐ The open door in Kenya that allows Christian missions, education & ministry

I can ask God for...

- ☐ Continued stability in the country so the Word of God can be taught
- ☐ Open hearts for those that are hearing about Jesus for the very first time, especially children
- ☐ Christians to go and share about Jesus with those in Kenya that have never heard about Him and for God to go before them to prepare the way

Go Further

Challenge yourself to learn more about the country, Kenya.

Let us know what you learned!

- Check out a book from the library about Kenya.
- Watch a video with your adult about this country and share three things you learn.
- Consider sponsoring a child from Kenya through World Vision or Compassion International.

To hear the creation story from the Jesus
Storybook Bible

Scan the QR Code

Just open your smartphone camera OR a
free QR code scanner app and hold it over
the code below.



ACTIVITYY 1

Portrait (Drawing a Picture of Yourself)

Materials: Large paper, colored tissue paper squares, glue, black marker

On the large paper, add tissue square first with glue. Then use the black marker to draw a picture of your face. Begin with a very large oval for your head. This will help you achieve a large scale portrait. Use a mirror to investigate your wonderfully created face and add more detail to your drawing.



ACTIVITYY 2

Shake Art

Materials: box or bag, paper cut to fit the bottom or bag, paint in squeeze bottles, ball



Place paper in the bottom of bag or box. Squeeze a few dollops of paint directly onto the paper, then place the ball inside the box/bag. Close the lid or top of bag well- things could get messy. Hold the bag/box and shake it fast and slow. Open to reveal a super cool painting. You can explore more with other 3-D objects this way, like rocks. Explain how this shows the effect of our actions. The choices we make each day, paint a picture of our lives.

To hear the devotional

Scan the QR Code

Just open your smartphone camera OR a
free QR code scanner app and hold it over
the code below.



ACTIVITYY 1



Clean House

Kids, think of one chore you do and one non-financial reward you get from doing it. A reward could be a clean place to relax, or a nice meal, or the pride of doing a job well, or the relief that nobody will ask you to do that chore again today. What is that chore? Spend time doing that before anyone asks you to do it.

ACTIVITYY 2



Simmering Spices

Materials: cinnamon sticks, cloves, citrus peels (optional)

Before you start your chores, start with a simmering potpourri. Mix together the spices and a citrus peel in a pot of fresh water and simmer (do this with your adult). Set a timer to refill the water occasionally, or to turn the burner off. Do not let the water evaporate. Enjoy the delicious scents all day long!

FIRST read Acts 18:1-11

God Helps Us Serve

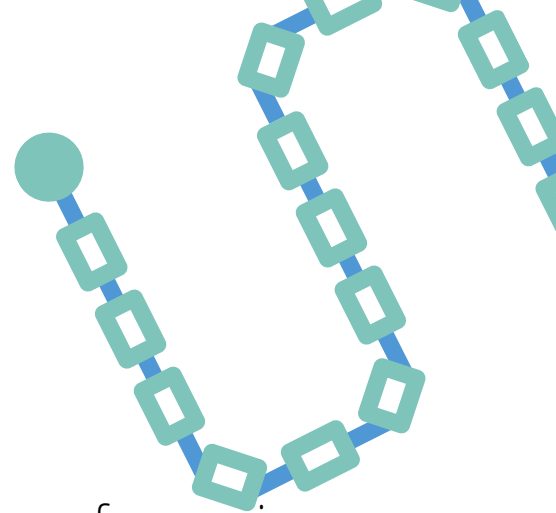
A Kid's Guide to Acts
The Bible App

It's so easy to quit doing good things or serving because people don't seem into it or even get angry about it. Paul learned this when he took the good news of Jesus from town to town. Some people dogged him to stop. Others tried to hurt him and leave him like a stray on the street. But in vision recorded in Acts 18: 9-10, the risen Christ told Paul he wasn't alone. Even if it didn't seem like it, he did have people on his side- most importantly, Jesus Himself. You serve, Jesus said, and I'll rescue. How to start? Jesus says the same to us: "You serve. I'll rescue."

How have you served God in the past? Who did you rely on? Can you simply serve and leave the rescuing up to God?

First Peter 4:11 says that we should serve with the strength that God supplies. Write down some strengths that God has given you for serving. What serving opportunities use those strengths? How can you lean on God while getting involved to serve?

ACTIVITY 1



Paper Chain Calendar

Materials: Paper strips, glue

Write down some strengths that God has given you for serving on a couple paper strips. Write ways you could serve on some other paper strips. Write ways you can lean on God while serving on three more paper strips. If you have some left over, maybe your family could do an act of service each day or week and list them on the paper strip. Bend the strips to form a ring and glue them closed. Add a new ring for each strip or day you do an act of service.

ACTIVITY 2

Share!

I'd love to hear from you about how this activity guide has helped your family this month. Did you learn something new? Draw close to God in a more enriching way? Share with me pictures or a letter from you or your child about how their faith is growing. I'd love to spotlight the activities you did this month in our next Kids

Connection!

abarnett@fumcmh.org



Once You're Done, You're Just Begun

PRAY WITH ME...

Lord, what an adventure this has been as we study your life-giving Word! Help me to do something about what I've learned and most of all, help me to share the Good News of Jesus. Let all my goals, big and small, lead me to Your feet. And in the times I falter, remind me of your transforming grace. Let that grace compel me forward to live out your purpose for my life! In Jesus' name.
Amen!

Credits:

The Bible App Plans by Laura Casey, The Action Bible, and Theology of Work, The Jesus Storybook Bible, The Creativity Project.